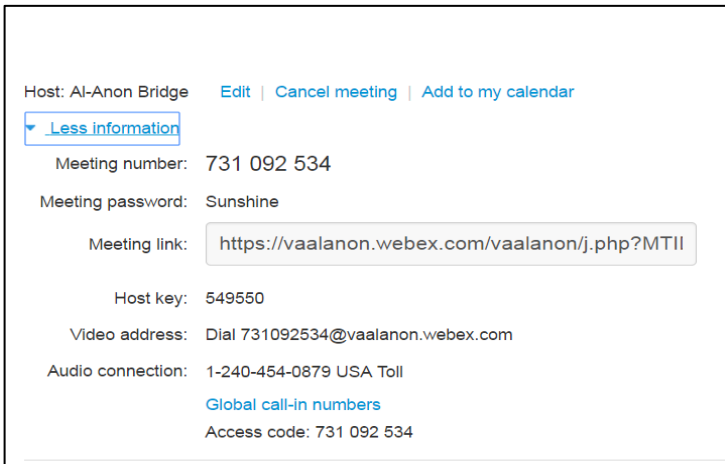


How to Join a WebEx Virtual Meeting from a Computer

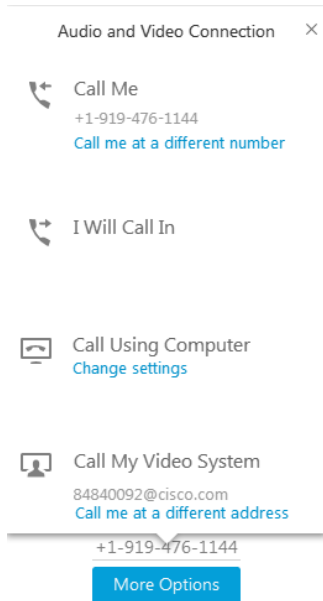
1. Click on Meeting Link sent to you by the host of the meeting via email.



Host: Al-Anon Bridge [Edit](#) | [Cancel meeting](#) | [Add to my calendar](#)
[Less information](#)
Meeting number: 731 092 534
Meeting password: Sunshine
Meeting link: <https://vaalanon.webex.com/vaalanon/j.php?MTII>
Host key: 549550
Video address: Dial 731092534@vaalanon.webex.com
Audio connection: 1-240-454-0879 USA Toll
[Global call-in numbers](#)
Access code: 731 092 534



2. Enter your name
3. Click 'Call Me'

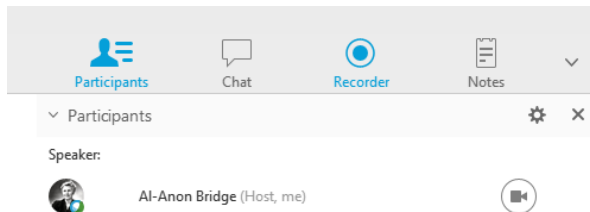


Audio and Video Connection

- Call Me
+1-919-476-1144
[Call me at a different number](#)
- I Will Call In
- Call Using Computer
[Change settings](#)
- Call My Video System
84840092@cisco.com
[Call me at a different address](#)
+1-919-476-1144
[More Options](#)



4. Enter phone number if it is not listed & follow prompts
5. Turn on Video by clicking on the camera next to your name on the Right side

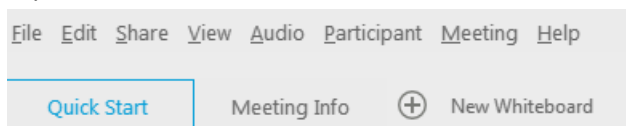


Participants Chat Recorder Notes

Participants

Speaker: Al-Anon Bridge (Host, me)

6. To share a document, application, or your desktop click on 'Share' and follow prompts. 'Share' is located at the top left corner of the WebEx Screen



File Edit Share View Audio Participant Meeting Help

Quick Start Meeting Info New Whiteboard